

# AD Design

EURO-QUALITY SYSTEM



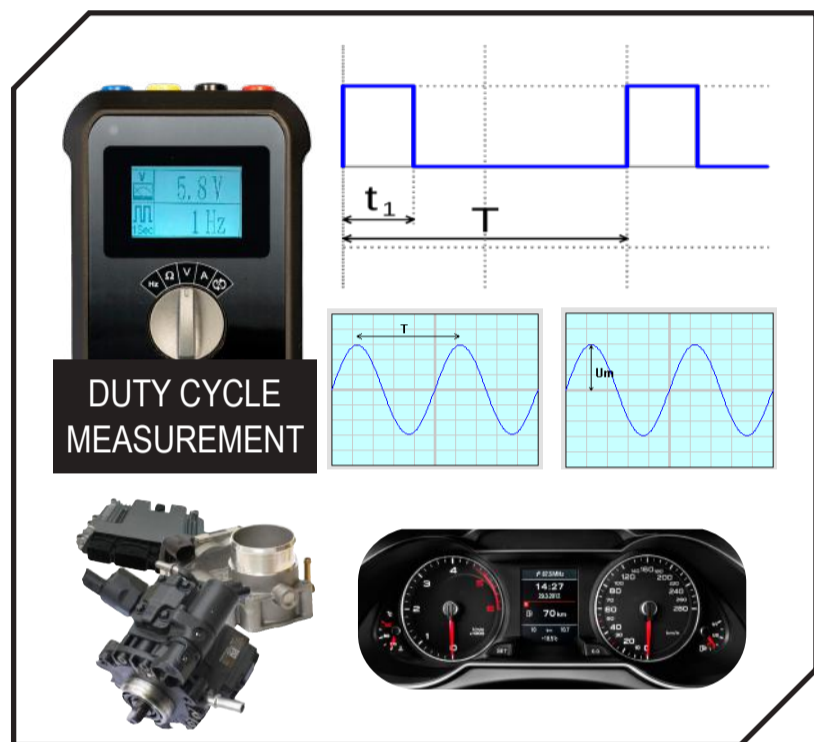
ISO 9001

[WWW.HUBITTOOLS.COM](http://WWW.HUBITTOOLS.COM)

## Scope +

HU31025

- Solely designed for automotive electrical circuits' trouble shooting !
- Easy and simple to use; no extensive electrical knowledge needed
- Fully protected. Will not cause damage even if accidentally using OHM measurement to measure Volts
- Ideal to locate parasitic draw



### Measures :

- Amps measurement (0 to 30 Amp !!)
- Voltage (max. 50VDC)
- Cranking volts with auto hold function
- Resistance [Ohms] (from 0.0  $\Omega$  up to 1.0 M $\Omega$ )
- Frequency with peak to peak volts (up to 20KHz)
- Duty cycle (%)

### In addition, it performs:

- Continuity test
- Diode/ LED test



**EASY TO USE - AUTORANGE**  
**IDEAL TO LOCATE PARASITIC DRAW**

## DIAGNOSTIC TEST LEAD SET

HU31022

- Complete lead kit for Automotive diagnostics
- Content almost all connection leads for connecting to sensors, valves, connectors, injectors ...
- All leads are arranged properly in pairs "Male & Female" and by terminal sizes
- Includes ATC adapter Mini and Maxi fuses and ATC Current loop to be used with an Amp Clamp
- Includes Piercing Extra Sharp Probes. This innovative design gives enough retention force to pierce through the wire's insulator
- Airbags simulator : Used to confirm SRS Airbag power input by connecting it first to check for any short circuit before installing new SRS
- Replaceable resistors ! 3 ohms, 2 ohms, 2.2 ohms and 2.7 ohms
- LED Stroboscope: For checking series of terminals for correct wiring. Also for pulse or signal comparison between injectors. LED turns red for reverse polarity. LED turns green for correct polarity
- Also includes general purpose components, alligator clips, Banana plug to be used with multimeters, 3 way extension plugs and detachable test probes



**ULTRA THIN LEAD**  
**FOR MULTIPINS**  
**CONNECTOR.**

## SENSOR SIMULATOR

**HU31035**


- It will help you in your diagnostic when scan tool diagnosis ends. Sensors, injector actuators will inform the scan tools that something is wrong but Sensor simulator will allow the technician to know if the faulty operation is a faulty sensor, a defect in the wiring or a problem in the computer itself
- The product is mainly used for wiring tests. This is because the device can simulate the signal and compare to the scan tool
- You can simulate most sensors, injectors or actuators as ABS sensor, lambda sensor, EGR sensor, CKP sensor, knock sensor and map sensor
- Eliminates need to replace non-defective sensors, by the time you have changed a couple of un-needed sensors the device has paid for itself
- Now also able to generate up to 4amps to activate flaps, actuators, valves, small DC motors, injectors, light bulbs, ...

Simulator functions :

1. Simulated resistance
2. Simulated voltage
3. Simulated sine wave
4. Simulated square wave
5. Simulated temperature coefficient sensors
6. Simulated throttle & pedal sensor sequences
7. Oxygen sensor : testing mode : and simulated mode



**SIMULATE AND ACTUATE THE OUTPUT SIGNAL FROM AUTOMOTIVE SENSORS: FREQUENCY, VOLTAGE AND TEST SEQUENCES**



## PRESSURE DIAG

**HU35025**

Kit includes:

- 7" Color TFT display with resistive touch panel
- Sensor -1 to 3bar
- Sensor 0 to 300bar
- Universal Diesel Compression Adaptor
- Universal Petrol Compression Adaptor
- 9 specific professional quick coupling adaptors
- Vacuum adaptors
- Battery: LiPo 3,7V / 2000mA
- PC connection by USB port
- ABS enclosure with rubber bumper (Hubitools design)

REPLACES **DOZENS** OF STANDARD DIAGNOSIS KITS IN JUST **ONE** SET

-1 to 3bar

0 to 300bar

SAVE, EXPORT, PRINT AND SHARE YOUR **RESULTS!**



### ALL APPLICATIONS YOU NEED



Vacuum pressure



AdBlue pressure



Compression PETROL & DIESEL



Oil pressure



Cooling system pressure



Particle filter pressure



Fuel low pressure



Turbo pressure




## DIESEL GLOW PLUG COMPRESSION ADAPTER

**HU35039**

- Universal false glow plug to be mounted in place of the OEM glow plug to perform a Diesel compression test
- Simply select the right thread adaptor and the right sealing cone to copy the OEM glow plug

Kit includes :

- 4 x Screw-in adaptor (M8x1, M9x1, M10x1 and M10x1,25)
- 4 x Sealing cones (Ø 8.2/60°, Ø 8.2/90°, Ø 6.8/90°, Ø 6.8/120°)



**THIS KIT REPLACES DOZENS OF COMPRESSION GLOW PLUGS ADAPTERS**

## DIESEL INJECTOR COMPRESSION ADAPTER



**HU35037**

- Universal false injector to be mounted in place of the OEM injector to perform a Diesel compression test
- Copy the length and sealing part of the OEM injector using the different heads and spacers
- Can be used either with the bridge included or with the OEM bridge
- Also works for engines with one bridge for 2 injectors



## SCHRADER ADAPTERS

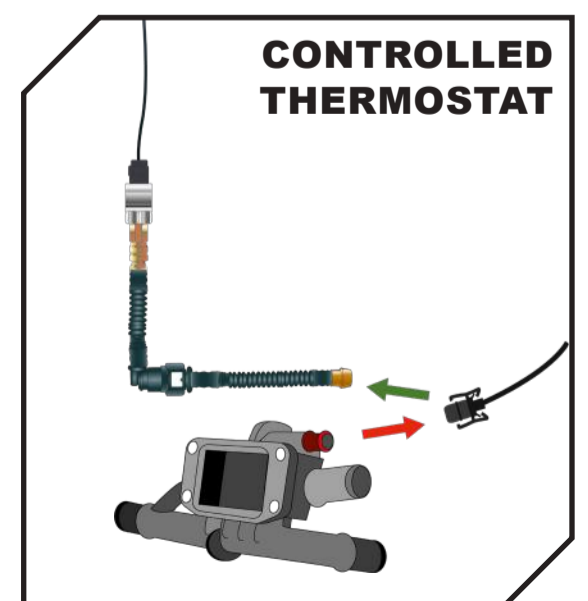
- These adapters allow for fuel low pressure testing of engines using Schrader type connectors inlets for pressure testing (Ford, GM, ..)
- Also allow for cooling system pressure testing on cars equipped with Schrader type coolant bleeding valve



## COOLING SYSTEM ADAPTER

**HU35025-13**

- This adapter can be used either along with the T adapters already included in the Pressure Diag or alone to perform a pressure test of the cooling system
- Its design reproduces the OEM connection allowing it to connect to various spots in the cooling system. It help locate an issue by bypassing some elements
- Example of use : connect to the line that goes to :  
EGR coolant port, radiator pressure release port, controlled thermostat port, coolant reservoir port,...



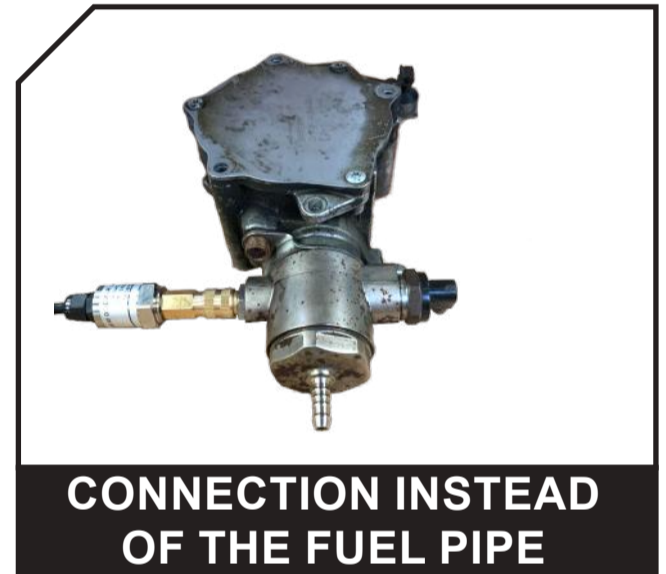


# GASOLINE HIGH PRESSURE ADAPTERS

**HU35029**

- This kit allows, using the 0-300bars sensor included in the Pressure Diag, to test the Gasoline High pressure of most popular gasoline (Petrol) engines (FSI, TFSI, TCe, T-Jet, Etc.) Both using the sensor location or the dedicated plug location
- Kit includes the following adapters :
 

HP1 = M12x150	HP4 = M10x100
HP2 = M12x125	HP5 = M8x100
HP3 = M14x150	



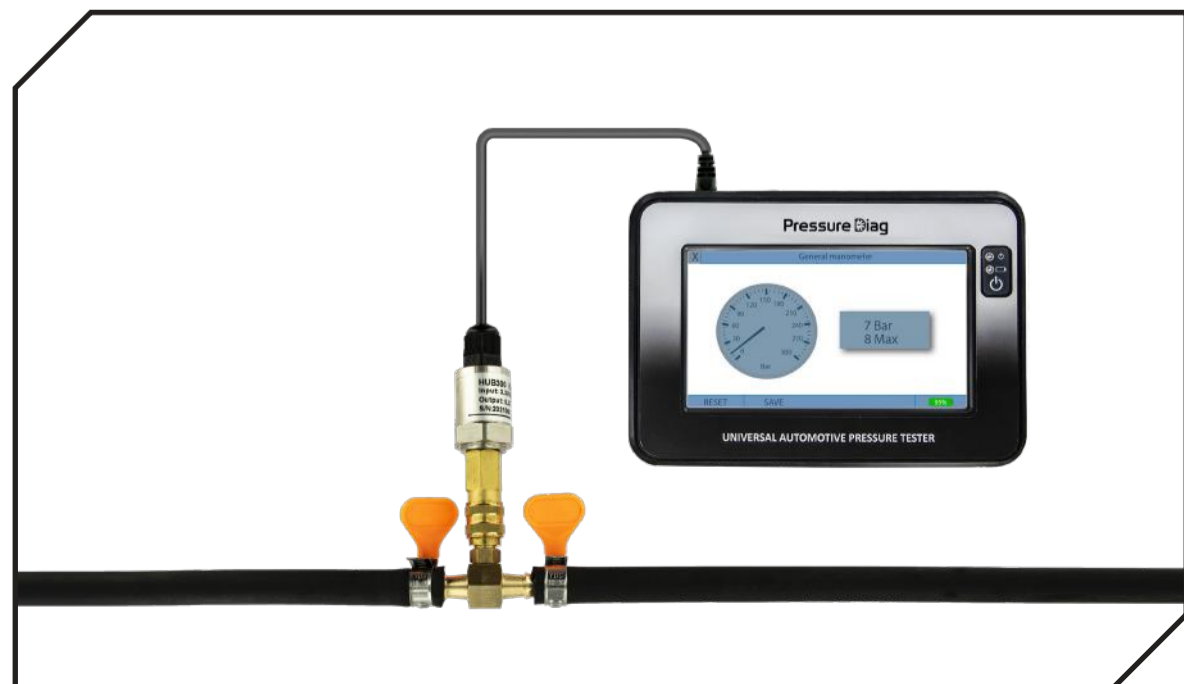
**ONLY UNIVERSAL KIT IN THE MARKET**



# UNIVERSAL T ADAPTERS (2PCS)

**HU35041**

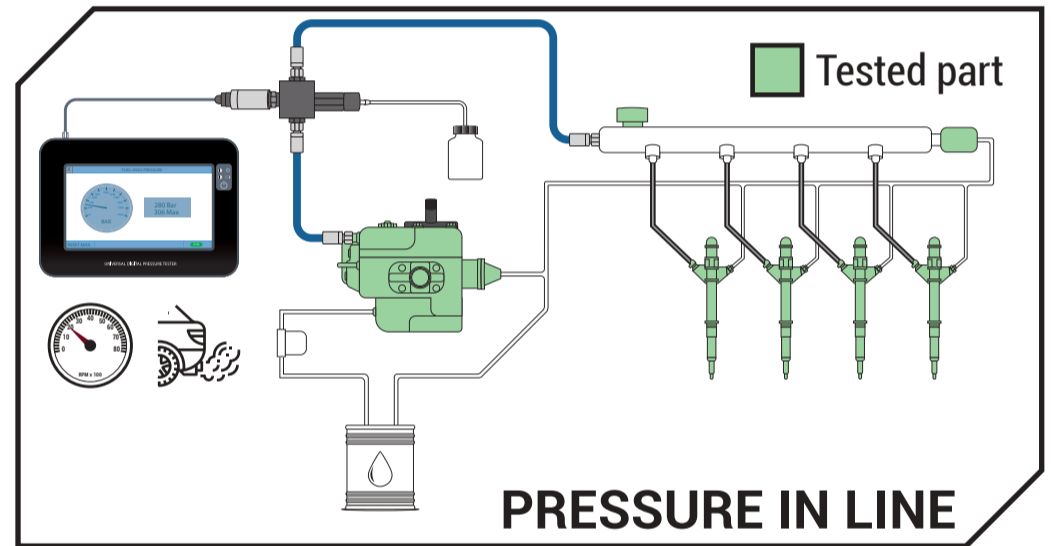
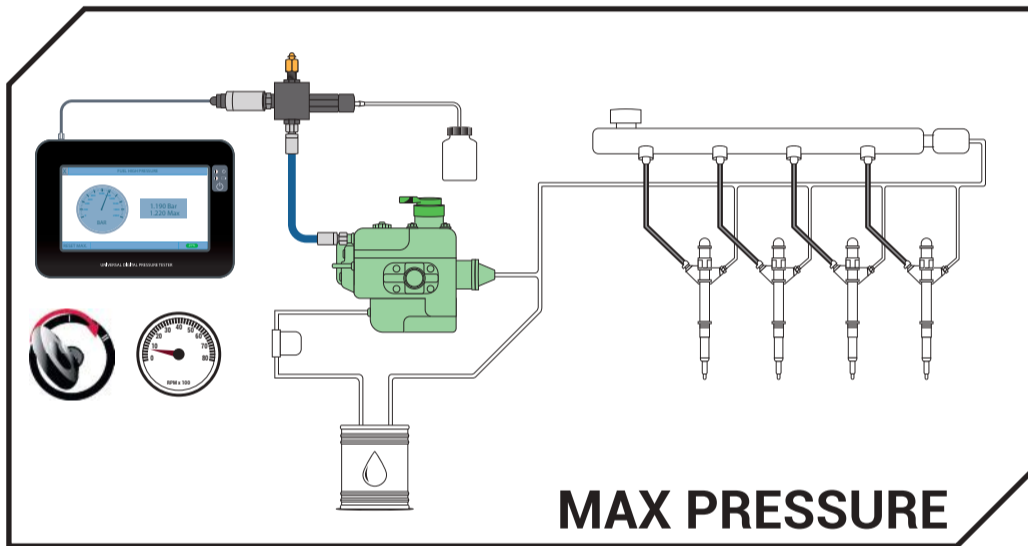
- Those T-Fitting "Barb" adapters allow you to connect to any soft low pressure line on cars, trucks, tractors, etc easily when there is no quick connector to fit the plastic T's included in the Pressure Diag kit
- Fit soft lines from internal diameter from 6mm to 15mm
- Used along with the electronical sensors included in the Pressure Diag



## DIESEL HIGH PRESSURE KIT

HU35026

- Easily and safely test the diesel common rail pressure
- The mechanic will be able to safely test the diesel common rail pressure, both in line in serie with engine running and for direct pump pressure (Cranking the engine)
- Unlike simply having the pressure information with the sensor of the car (this sensor may have an issue), our set provides all the hardware (special sensor, plugs, hoses) to perform a very precise and accurate test in association with our digital Pressure Tester. The hoses in the set allow measurement and diagnoses of most usual common rail engines
- Kit includes a 2000bar sensor, a sensor plug for direct pump pressure, 2x M12 x 150 hoses for most common applications and a retrieving reservoir




## LAST GENERATION DIESEL ADAPTERS

HU35028

- This set, in association with the diesel high pressure kit will allow to testing the diesel high pressure of most popular cars in the market. (Delphi, Siemens, Bosch and Denso pumps)
- One end of the adapters always has a M12x150 thread to fit our hoses. The other ends are :

- M12x125 (2x)
- M14x150 (2x)
- M14x100 (1x)
- M16x100 (1x)

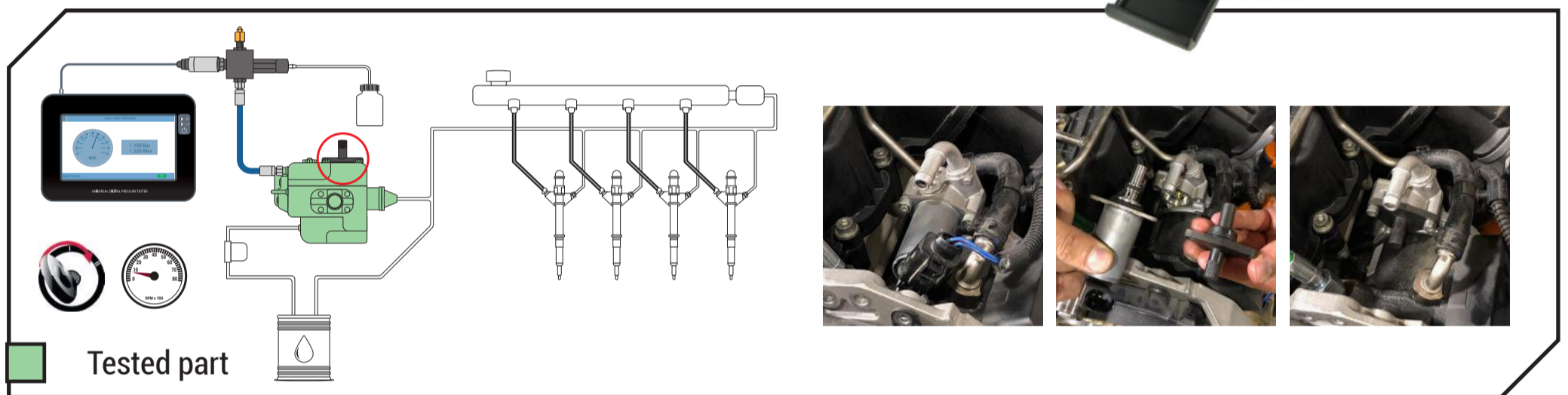




## COMMON RAIL DUMMY REGULATOR SET

**HU35031**

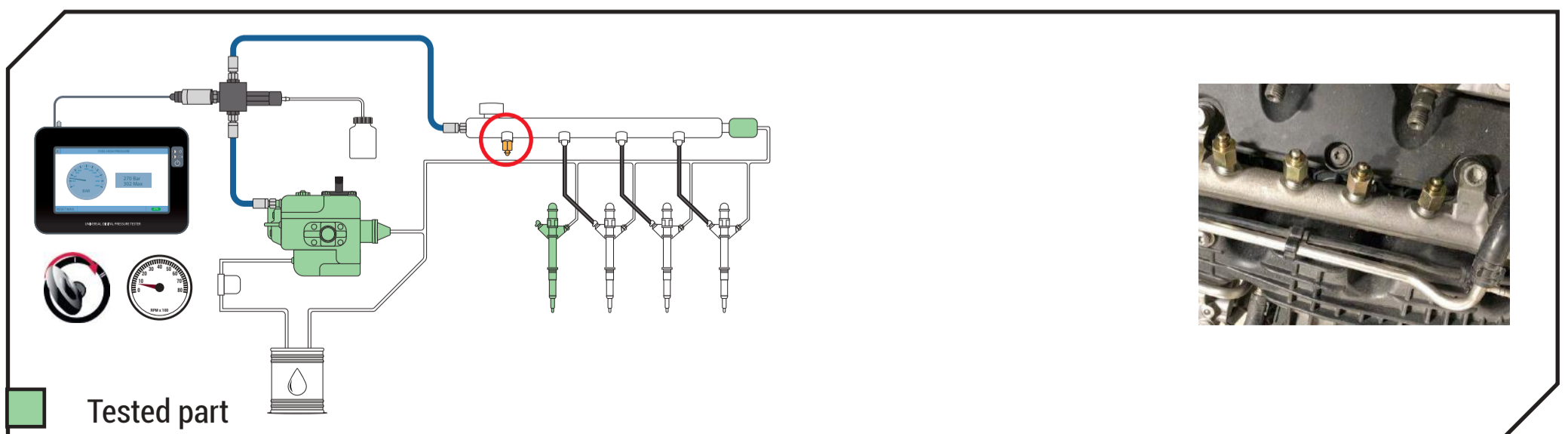
- This set, used in association with Diesel high pressure kit, allows bypassing of the pump's regulator and measurement the pressure to diagnose any regulator or pump issue
- After observing the weak pump pressure : Simply remove the regulator, and choose the right dummy plug to bypass and seal the port. If the pressure comes back to normal, the regulator causes the loss of pressure. If the pressure stays too low, the pump is defective. This test is recommended by manufacturers of high-pressure pumps
- Kit includes 8 different dummies to seal any regulator ports



## COMMON RAIL CAPS SET

**HU35030**

- Used in association with Diesel high pressure kit, this set will allow the closure of the injector's fuel inlets directly on the common rail. The purpose of this operation is to identify if an injector is leaking or not
- Works for 3, 4, 5 and 6 cylinders engines
- Kit includes 6x M12x150 plugs and 6x M14x150 plugs



# CYLINDER LEAKAGE TESTER

**HU35027**

Do you know what downsizing is?  
Producing smaller engines that generate the same power!  
Problems: Even small differences in compression can significantly affect the behavior of these engines.  
The cylinder leakage test is therefore unavoidable !

- Connects either directly to the Pressure Diag or to the pressure gauge, which is included, for stand-alone use
- Ideal for warranty and traceability purposes with the ability to save and print the test reports
- Delivered with M14, M12 and M10 petrol fittings
- Connects to all Pressure Diag gasoline and diesel compression fittings



**CYLINDER LEAK TEST FOR A BETTER COMPRESSION DIAGNOSTIC**

**THE COMPRESSION TEST WILL QUICKLY TELL YOU WHICH CYLINDER IS THE PROBLEM**

**THE LEAK TEST WILL QUICKLY TELL YOU WHAT THE PROBLEM IS (INTAKE, EXHAUST,..)**


**SAVE AND SHARE THE TEST RESULTS**



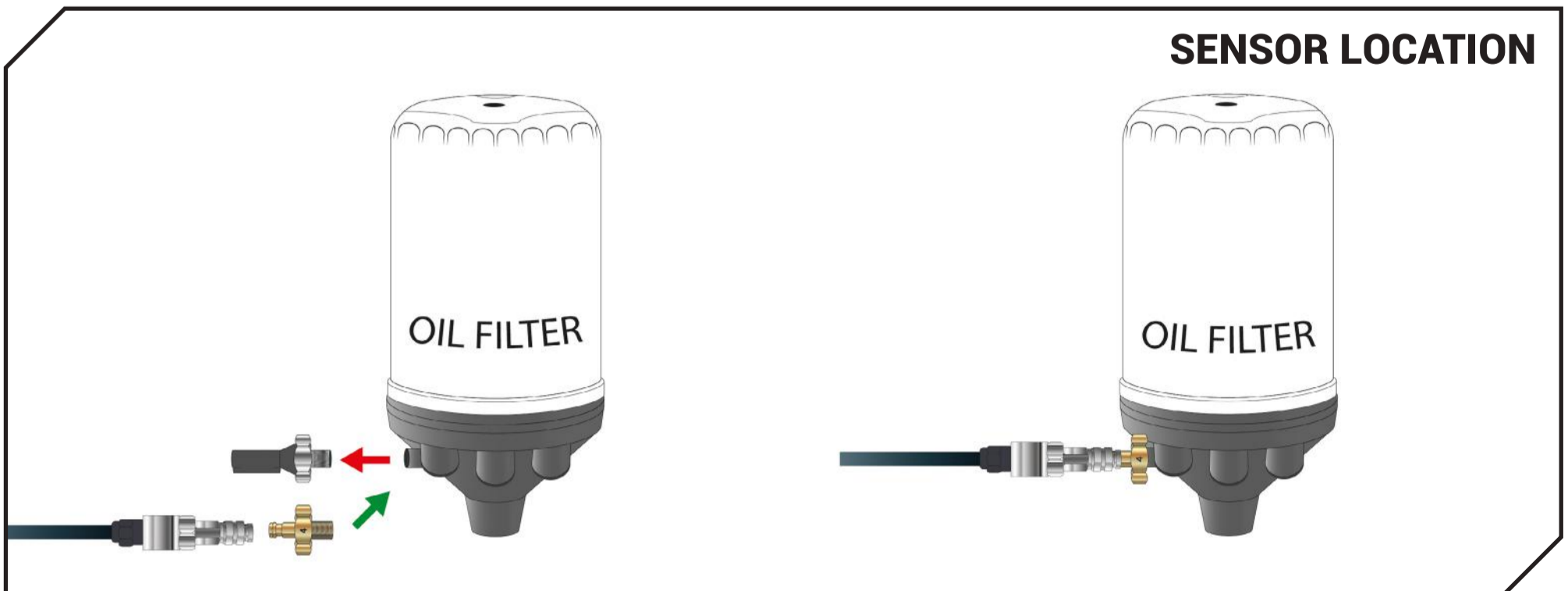

# ENGINE & TURBO OIL PRESSURE ADAPTERS SET(15 PCS)

**HU35033**

- This kit allows, using the 0-300bars sensor included in the Pressure Diag kit, to test the engine & turbo oil pressure of most popular engines
- 10 x adapters to fit most of the oil pressure sensor
- 4 x adapters fit the most turbo banjo
- 1 x 90° quick connector



**INCLUDING ADAPTERS TO MEASURE THE OIL PRESSURE DIRECTLY ON THE TURBO**



# E85 ETHANOL TESTER

**HU35034**


Due to the huge price difference between E85 and regular petrol, vehicles owners tend to fill E85 in non-adapted vehicles which leads to:

- Engine misfires
- Knocking
- Degraded mode
- Engine dash light
- Unable to start

The default feedback (OBD2) does not refer to the real failure of the vehicle and leads to changing expensive parts that are not necessarily faulty

- This handheld tester is delivered with OEM type quick connection adapters
- No need to extract fuel from the tank. No risk of fire
- Simply connect the tester using the right adapter and let the engine idle for a few seconds. Tester will give you the accurate percentage of Ethanol in the fuel
- Powered by the vehicle's 12v battery

**QUICKLY & SAFELY CHECK  
THE ETHANOL % IN THE FUEL**



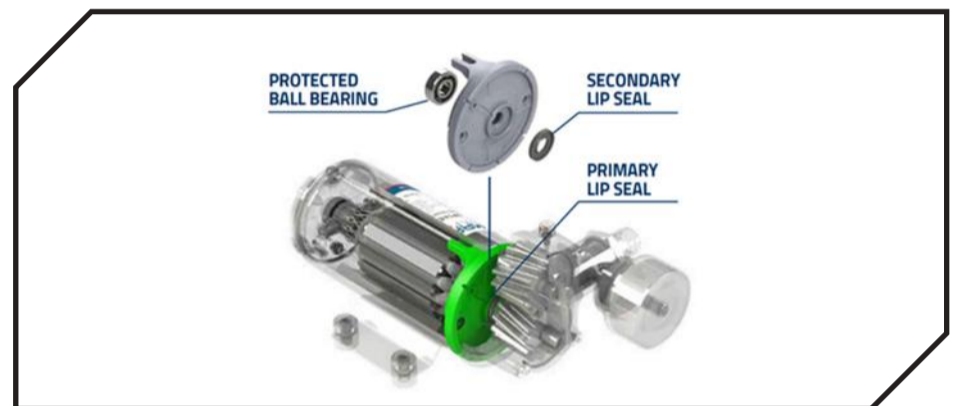
# ELECTRONIC BRAKE PRO BLEEDER

Professional brake bleeder available in 2 configurations, 3 possible power supply modes, fully electronically managed and designed with one goal : Reliability and robustness.

- LCD color screen and user friendly 4 button touch panel
- Bleeding with adjustment from vacuum 0,5bar to pressure 4,5bar
- Automatic leveling of the master cylinder's reservoir
- 5 languages
- Psi and bar
- Automatic stop when the new DOT drum/Can is empty
- Many safety functions such as automatic stop when the bleeder detects an abnormal pressure
- Works for Brake and clutch bleeding
- Pulsating pressure
- Interchangeable Drum/Can and Flushing mode for different DOT use.
- Flexible Length : 5 meters.
- Includes EU standard master cylinder cap adaptor
- Includes old fluid retrieving bottle with nip adapter and chain

## What makes it different ?

- Uses a Eu made high quality gear pump
- Clever management of the hydraulic system thanks to the specific software, making it highly reliable
- One-piece hydraulic system without return line
- Robust design with quality material to withstand tough garage environment
- Versatile (configuration – power supply – capacity-...)



## HUBITOLS REINVENTS THE BRAKE BLEEDER

### Configurations:

- HU11030: Portable version up to 20 liters
- HU11035: On trolley version up to 60 liters

### Also available :

- HU11036: Trolley only  
(To upgrade the portable version to On trolley version)

20 Liters



HU11030

60 Liters



HU11035

# LUGDRILLER: LOCKING LUG NUT REMOVAL KIT

**HU42025**

- The Lugdriller™ is the ultimate tool to remove the most difficult locking lug nuts in the quickest and safest way
- Over the years the locking lug nuts have been dramatically improved Their design is more and more complex and the material itself harder and harder. Problems with damaged lug nuts or keys are wellknown in the tire repair shops business
- Professional kit : made of solid material that can work on the hardest lugs
- Removes the most difficult locking lug nuts
- Very easy and quick to use : +/- 8 minutes per wheel only!

UNIVERSAL :

- Works on all types of sockets from any brand
- Also works on all modern cars with oddly shaped lugs
- Also works on damaged lugs



**THE ONLY UNIVERSAL KIT**



# SILENT TYRE VALVE DEFLATOR

**HU43012**

- Deflating operation by unscrewing the tire valves (Car, Truck, bus) exposes technicians to noises that can lead to deafness
- The Silent Tire Deflator patented by INRS allow to reduce noises emissions during tire deflation

Features:

- The Silent tire Deflator is equipped with a filter cartridge that reduce the noise from 115db to 85db!
- His retractable screwdriver allow the technician to dismount easily and with one hand only the tire valve
- Furthermore the use of this avoid the ejection of the valve during its dismounting



# STRUT LIFTER

**HU43025**

- Supports the strut on the vehicle: 500Kg
- To be mounted on 30mm Hydraulic transmission
- POM (polyoxymethylene) clamping jaws to avoid damage to the strut. 3 Sizes of Jaws (Light vehicle , Light commercial vehicle , rear shock absorbers)
- Depth and tilt adjustment

Ideal for the following operations :


- Removal and installation of struts
- Removal and installation of drive shaft
- Removal and installation of arms and Hub ball joint separation
- 100% safe Work
- Operator has both hands free to work safely.

No risk of damage to parts as :


- Sensors
- Wiring harness
- Plastic protection, Body



**BOLT IN CLAMP WITH PLASTIC JAW FOR SAFE OPERATION AND UNDAMAGED STRUT**



**ARTICULATED CLAMP TO FOLLOW THE STRUT ANGLE**



**IN & OUT ADJUSTMENT TO ADAPT TO ANY TYPE OF SUSPENSION**



**WORKS ON ELECTRIC VEHICLES  
TESLA, ZOE, LEAF, HYUNDAI, KIA ETC..**



**IDEAL FOR MODERN VEHICLES WITH  
DOUBLE WISHBONE SUSPENSION**


# VIBROSHOCK

**HU41045**

- Vibroshock is the ideal tool to untighten frozen screws, nuts or glow plugs without any damage
- To be used with an Air-hammer (not included)
- APPLICATIONS: brake screws, exhaust screws, rounded lugs, glow plugs, clamp-on injectors...

Kit includes:

- Vibro-shaft with 3/8" square drive
- Articulated wrench
- 7 impact sockets with internal edge



# BROKEN GLOW PLUG TIPS KIT M8, M9 & M10

**HU41050**

- Easy to use in hard to reach places
- Enables broken glow plug tips stuck in the cylinder head to be easily removed
- The kit comprises 4 easily identifiable guides
- The tap, drill bit and extractor holders are fitted to the body of the original plug and slide in instead for perfect centering
- Self-centering industrial taps
- The size of the drill bits and the shoulder of their holder prevents any risk of drilling or tapping too far into the cylinder head without prior measurement
- In the event of the tips being flared in the cylinder head, the kit has an ejector that enables the tip to be pushed back into the cylinder before retrieving it with the appropriate magnet included in the kit
- Easy 4 steps operation



- 1 = M8 x 100
- 2 = M9 x 100
- 3 = M10 x 100
- 4 = M10 x 125

## REMOVES BROKEN TIPS



SELF-CENTERING TAP



STOP BLOCK

-> NO MEASURING NEEDED



PUNCH FOR FLARED TIPS



# UNIVERSAL DIESEL GLOW PLUG PULLER M8, M10X100, M10X125

## HU41051

- Minimal space needed for use : Ideal when glow plug compartment is not easily reachable
- Enables glow plugs broken in the top of the cylinder head to be easily removed without any damage
- Usable in narrow engine bay and engine with glow plugs on the firewall's side
- High quality material for professional use !
- Easy to use :
  - The kit includes 1 electrode puller and 1 electrode reinforced drill with 2 guides
  - It includes 2 special centered mills with one mill support that prevent any damage to the head
  - A tap and a slide-hammer extractor to pull out the broken glow plug
  - 3 refreshing taps : M8 , M10x100 & M10x125 with Hex Drive to be used with any ratchet and self centering feature
- Unique design of Electrode puller to tear out the longest part of the electrode as possible



### SPECIAL CENTERED MILLS



### MINIMAL SPACE NEEDED FOR USE



# GLOW PLUG THREAD REPAIR KIT M8, M9, M10X100, M10X125


**HU41058**

- This kit is designed to repair the engine glow plug threads M8x100, M9x100, M10x100 & M10x125 quickly, professionally and permanently. It fits perfectly modern vehicles with very little space and access to glow plugs
- Each tool (reamers & Taps) is self-guided !
- No need for glue or thread seal
- Ream ! Tap ! And replace !

The kit includes :

- 2 Cylinder head reamers: 9mm et 11mm
- 4 Special taps 4 mounting tools
- 4 Spare Thread repair inserts of each size M8 x 100 (short & long) ; M9 x 100; M10 x 100; M10 x 125

Spare Thread inserts available separately (see below)



**REAM**



**TAP**



**REPLACE WITH INSERT**



**EACH TOOL IS SELF-GUIDED**

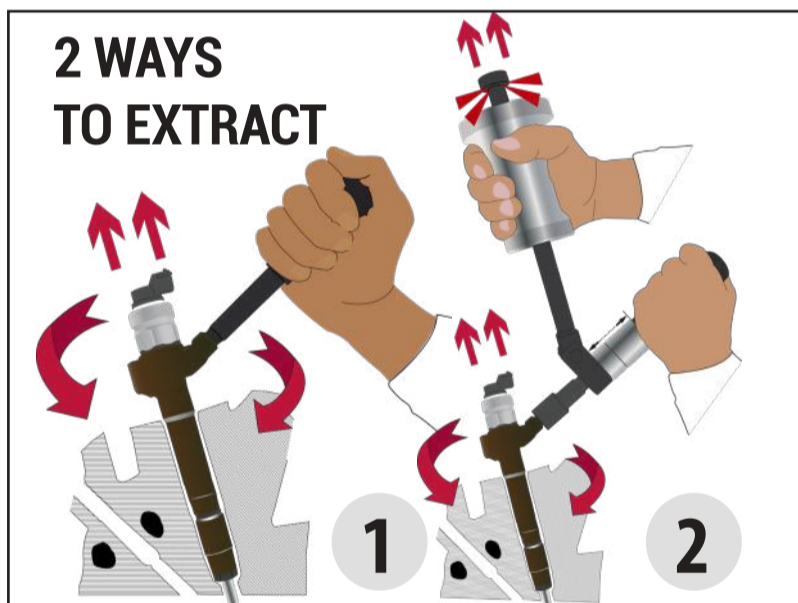


**EACH TOOL IS HEX-DRIVEN**

# UNIVERSAL INJECTOR EXTRACTOR

**HU41055**

- Single universal kit that enables all types of moderately frozen injectors to be removed without removing the electrical part, even on the latest vehicles
- For Denso, Siemens Bosch and Delphi common rail or piezo injectors from 1999 till today
- Avoids having to remove the electrical part of the injector and thus avoid significant additional costs due to an extremely strong threaded shaft of the same size as the diesel oil inlet coupling to which the extractor is attached
- The kit also includes two couplings (M12 and M14) in the event that the original coupling cannot be removed
- Two ways of extracting the injector:
  - by rotating (handle)
  - by rotating AND axial extraction (mass to inertia) in the most difficult cases



**EASILY EXTRAC  
ALL STUCK INJECTORS**



**RUSTED**

**CARBONIZED**



**DENSO, BOSCH, DELPHI, SIEMENS**

**COMMON RAIL & PIEZO INJECTORS**

**COMPATIBLE CARS 1999 > TODAY**




**UNIVERSAL**

# DIESEL INJECTOR SEAL EXTRACTOR

**HU41010**

- Removal of diesel injector seal that is completely clogged and stuck in the housing
- Slide hammer of 1000 grams to remove the most difficult seals
- Integrated hexagonal socket in the slide hammer to screw the extractor into the seal (left-handed thread)
- Conical remover with double thread entry
- Provided with two removers: One for light vehicles (LV) and the other for light utility vehicles (LUV)
- No risk of parts dropping into the cylinder
- No adjustment
- Very easy to use
- Very quick
- High quality equipment for professional use





# UNIVERSAL INJECTOR SEAT CLEANING SET

**HU41039**

**Kit includes :**

- 2 metal brushes  $\varnothing$  20mm and 25mm for injector hole cleaning
  - 2 front brushes for injector seat cleaning
  - 1 front brush extension
  - 2 seal plugs to close the injector hole while cleaning
  - 1 seal plug holder to place and remove the plug
  - a sanding kit (paper and paper support)
- This set will allow the technician to make a perfect job before placing the new injector !
- Cleaning the injectors holes after the extraction is extremely important





**Hubitools**  
INNOVATIVE TOOL EXPERTS

www.hubitools.com  
customer.service@hubitools.com  
13 Rue de la Station, 1300 Wavre Belgium  
+32 (0)10 42 03 85